



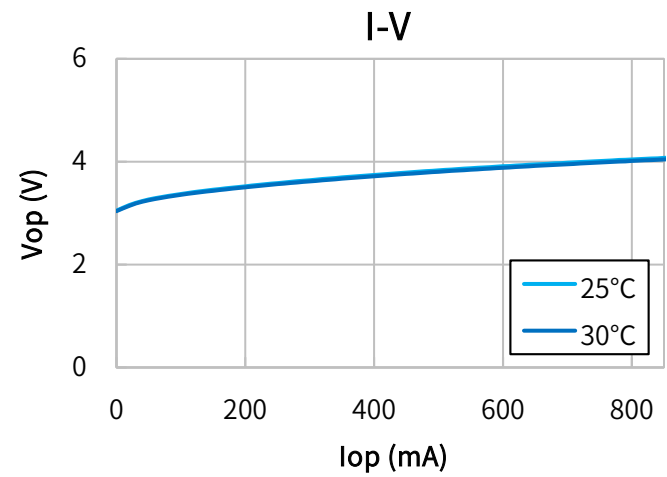
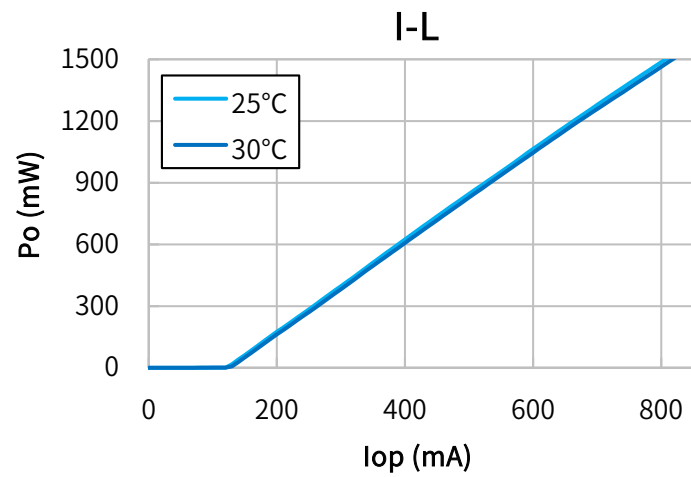
Characteristics

(Tc=25°C, CW)

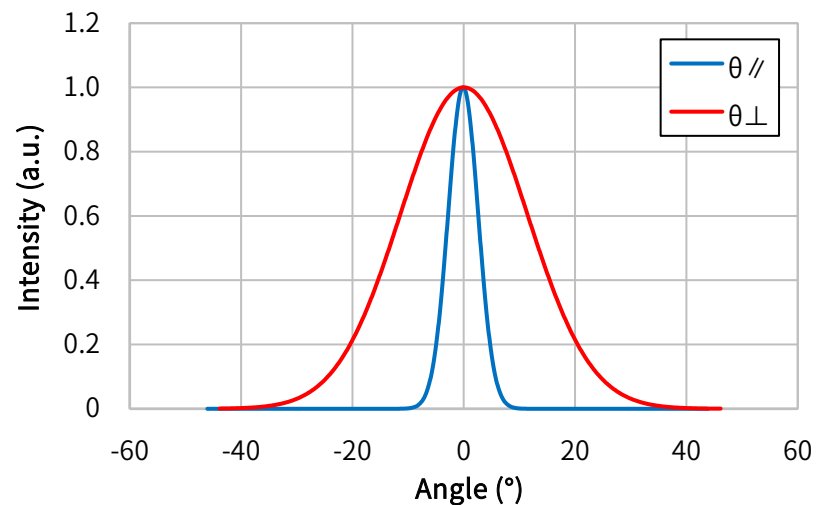
Item	Conditions	Characteristic value (TYP.)
Wavelength (Peak)	Po=1500mW	425nm
Output [Max]	—	1500mW [1600mW]
Threshold current	—	120mA
Operating current	Po=1500mW	850mA
Operating voltage	Po=1500mW	4.2V
Far Field (1/e ²)	Po=1500mW	θ// 8°, θ⊥ 47°

Terminal connections	No.9
Package type	φ5.6

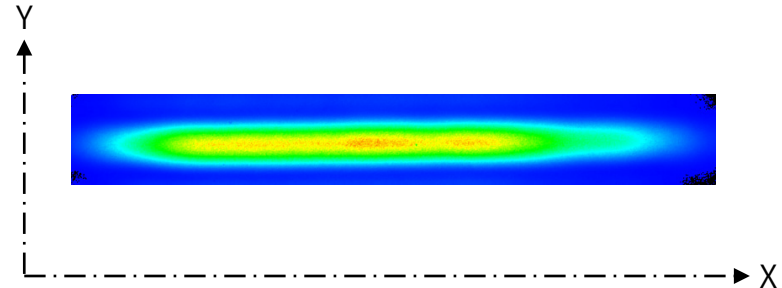
CW I-L, I-V Temperature



Far Field Pattern



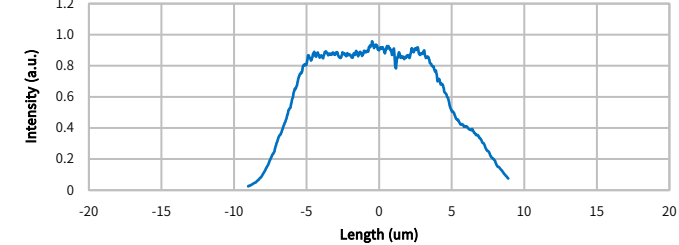
Near Field Pattern



Emitter size

	FWHM (μm)	1/e (μm)	1/e ² (μm)
X	11.7	13.7	16.3
Y	0.8	1.0	1.4

X Profile



Y Profile

